



POLYCHECK®

A BRAND
OF BIOCHECK

Diagnostics made in Germany



Polycheck® Serum Diagnostics

Innovative and reliable since 1999



Management
System
EN ISO
13485:2016
www.tuv.com
ID 000044525

ABOUT POLYCHECK®

Polycheck® is a brand of Biocheck GmbH. It stands for a platform technology to facilitate in vitro multiparameter testing in human and veterinarian allergy and autoimmune diagnostic. Quantitative screening of different parameters can be processed in one test approach. The user-friendly Biocheck Imaging Software evaluates the tests precisely. Result documentation can be printed in numerous languages and stored in a central LIS, including the raw data image.

Short Facts

Produced in: Germany

Established: 1999

Distribution into countries: over 50

Brand of: Biocheck GmbH

EN ISO 13485:2016

BIOCHECK GMBH – A FAMILY BUSINESS MADE IN GERMANY



Dear Customers,

We are proud to publish our current list of Polycheck® Diagnostic Products based on high quality production and control by the Biocheck GmbH team.

In 1999, my father, Dr. Elmar Michels, founded the company to develop the quantitative multiparameter assays. Since then, the company has been growing steadily and new team members are joining us. Today, we are a family-managed business that sells Polycheck® Diagnostic kits worldwide to more than 50 countries.

In August 2020, my daughter, Dr. Helen Michels, as the next generation took over in the middle of the Covid-19 pandemic and now manages Biocheck GmbH. She has all qualifications and a good sense of business to face the upcoming future challenges and chances and to move forward with established prosperities.

Our carefully selected team of highly specialized employees is motivated to keep on with high quality products that support the health care system and facilitate the diagnosis of diverse disorders. Scientific background education, scientific validity as well as a profound personal client support are major goals of our business.

We are happy to support you with your questions and wish you a satisfying and prospering year 2023.

Stay healthy and take care!

Dr. Helen and Dr. Elmar Michels

POLYCHECK®: HOW IT WORKS

Immunoglobulins (Igs) are a central part of the immune system and assist to detect and bind components that the body classifies as foreign material or “non-self”. Immunoglobulins are highly target-specific and different subclasses - depending on location in the body and function - exist. Igs are primarily built during pathogen defense, however, they are also produced as a consequence of an overreaction of the immune system such as an allergic or autoimmune reaction.

Polycheck® Diagnostic kits are developed to detect allergen-specific IgEs or antigen-specific IgGs/IgAs that are related to allergies, autoimmune disorders or infectious diseases. The presence of such Igs might indicate a sensitization against specific molecules due to a former contact and immune reaction. They do not give information about the severity of a disease or an acute infection but built a crucial module of a complex diagnosis by professionals.



MULTIPARAMETER TESTING

Polycheck® Diagnostic kits are solid-phase immunoassays that use specific detection antibodies in combination with an enzyme-mediated color reaction to quantitatively measure the antigen-specific Ig level in a patient sample. Every test contains a set of different antigens to enable a multiparameter approach as well as a range of defined standard lines for a test-specific calibration. Analysis of the signals is done by the Biocheck Imaging Software (BIS).

CCD

Cross-reactive carbohydrate determinants (CCDs) occur in a variety of plants, food, insects, and molluscs and can induce the formation of specific IgEs. Therefore, they might lead to a misinterpretation of other non-CCD allergen-specific signals. The CCD line on almost all Polycheck® Allergy test enables to test for a CCD sensitivity and the CCD blocking solution helps for a further differentiation.

POLYCHECK® PRODUCT LINES

Panels for human and veterinarian serum diagnostics

Test kits for human serum diagnostics are available to test for allergies as well as autoimmune disorders. Variants of allergens or antigens can include: different numbers of targets to evaluate allergic responses in the field of inhalation, food, pediatrics, insects and other challenges. Additionally regionally specialized panels are offered

as well as panels intended to test the response to components and recombinant allergens. Concerning autoimmune disorders the panels are suitable for general screenings as well as organ related autoaggression. In the field of veterinary diagnostics the panels are customized for dogs, cats and horses with their characteristic problems.



Allergy



Autoimmune



Veterinary

MANUAL TESTING

Inexpensive and easy



With Polycheck® all you need is standard laboratory equipment for testing and a PC with flatbed scanner for analysis. Polycheck® is the ideal system for any size laboratory.

AUTOMATED TESTING

High-throughput and comfortable



The fully automated system is geared to large laboratories doing a high volume of testing. The automated Polycheck® solution allows you to run up to 48 tests simultaneously within an approximate time frame of 4.5 hours and finishes with clear, easy to interpret documentation. The software identifies the panels and gives quantitative results. Subsequently, it saves and archives the data which can be printed and/or transferred as needed. Please contact us for semi-automated solutions.

A User-Friendly Testing System for Reliable Diagnostics

Polycheck® is an innovative product for Allergy and Autoimmune Tests with many advantages for nowadays test systems. More and more laboratories all over the world are using it and it can easily get started with you, too.



1. Taking a Blood Sample

A simple procedure that doctors and medical staff can easily perform. Unlike the Prick-Test this procedure does not directly expose the patient to allergens. Consequently, it is safe even for children under six as it is not interfering with the developing immune system.



2. Pipetting Serum

Serum is applied onto cassettes carrying membranes with different allergen composition or antigens. For up to 30 allergens only 200 µl volume is needed for testing which is highly sufficient and economic.



3. Incubating

At this stage it is important to follow the protocol concerning incubation times and conditions. There is a wide variety of different regional allergen compositions available.



4. Proceeding the Assay

The membranes have to be washed thoroughly several times according to the protocol. Special reagents are used for Allergy, Autoimmune and Veterinary tests, respectively ending with the final precipitation of AP-related substrate conversion reflecting the severeness of the disease.



5. Evaluating & Analyzing the Results

With the help of the Biocheck Imaging Software and a flatbed scanner it is simple to analyze the results, store, transfer and/or produce an easy-to-read printout.



Automated Testing

For high throughput testing we offer a fully automated solution including the imaging analysis.

QUICK AND EASY

Polycheck® offers a test-system suitable for every kind of laboratory

These are your benefits:

- > Multiparameter approach with up to 30 target lines in one test
- > low amount of serum necessary
- > choose between manual, semi-automated and fully automated procedure
- > Run up to 12 samples on one MTP-holder
- > rely on ready-to-use reagents
- > use your standard lab equipment
- > for QC assess: INSTAND e.V. and UK NEQAS
- > certified management systems (EN ISO 13485)



Polycheck® Allergy Diagnostics:

- > highly specific determination using monoclonal antibody specifically against human IgE
- > only 200 µl of serum needed for one approach with up to 30 allergen detection lines
- > Total IgE validation
- > CCD Marker (CCD Blocker available)
- > Native and recombinant allergen preparations
- > individually adapted regional panels



Polycheck Autoimmune Diagnostics:

- > Determination of autoimmune-specific IgG or IgA antibodies in human serum
- > only 15 µl of serum needed for one approach with up to 18 target lines
- > Native and recombinant antigen preparations



BIOCHECK IMAGING SOFTWARE

One-for-all-Software

Our One-for-all-Software offers automatic panel-recognition by colour and identifiers. It offers you an easy and quick test approach documented either digitally or on printouts. For the interpretation of the test results, a flatbed scanner or a CCD camera is needed. Correct panel recognition is crucial for reliable test results. For this purpose it is important to use one of our recommended scanner models.

Here are the most important advantages:

- > Imaging by scanner or CCD camera
- > Data storage locally or exportable (LIS)
- > Printout of results, and personal comments can be added before printing and saving
- > Standardized system control check for choice
- > Plotting standard curve for each cassette possible
- > Currently 18 different languages

What you need for the test:

Polycheck® Kit:

Available from our distributors

Standard Lab Equipment:

Rocking Shaker, Pipettes, Timer, Refrigerator

IT Equipment:

Personal Computer (Win 7 or higher, Net Framework 3.5), Printer & Flatbed Scanner

Biocheck Imaging Software:

Free Download on our Website
> www.polycheck.de

Any questions about technical requirements?

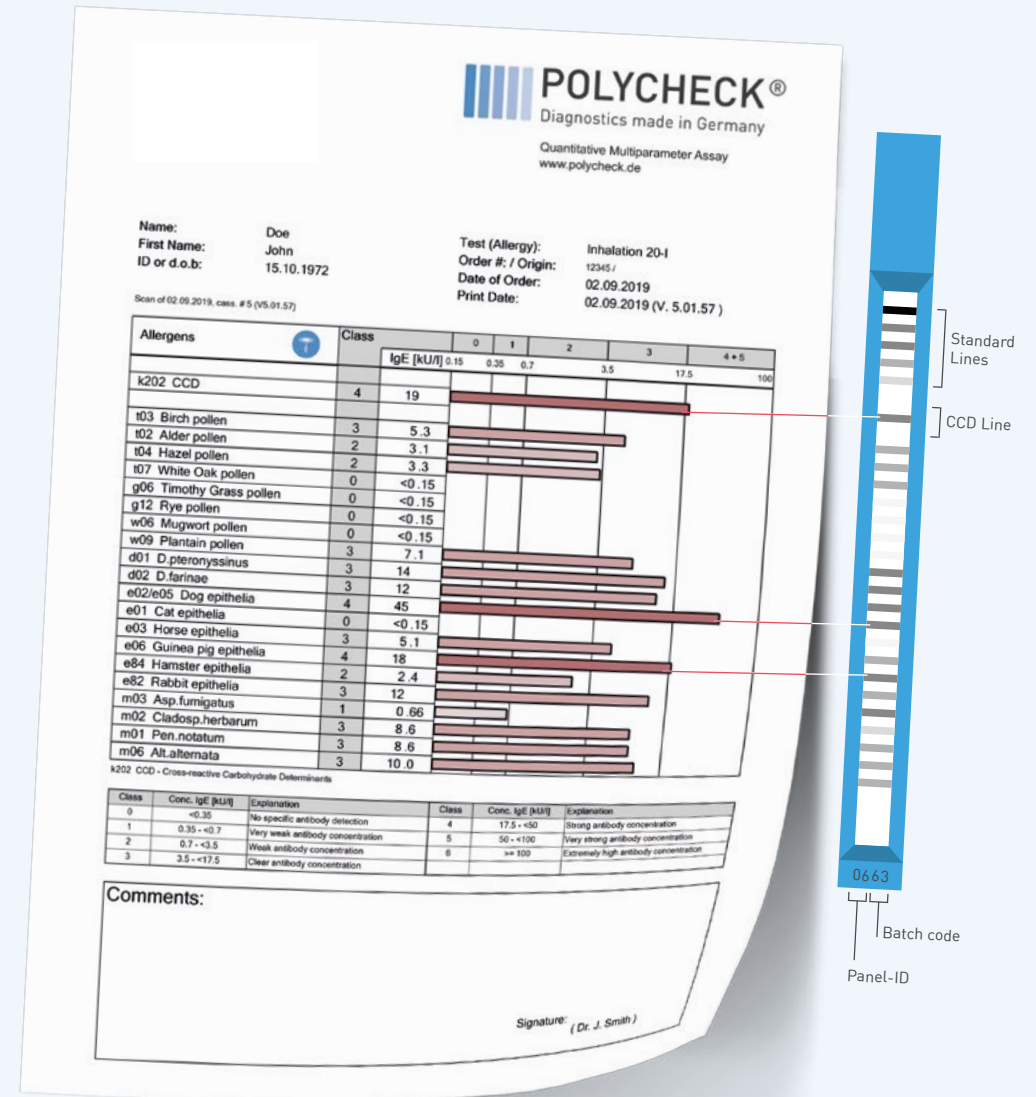
Technical Support

+49 | 251 | 93 25 85 17
support@polycheck.de



RESULTS DOCUMENTATION


This is what the printout looks like






Any questions about
autoimmune panels?

+49 | 251 | 93 25 75 93
✉ autoimmune@polycheck.de



Any questions about
allergy panels?

+49 | 251 | 28 09 632
✉ allergy@polycheck.de



Inhalation

Inhalation 10-I

k202	CCD ¹
t03	Birch pollen
t02	Alder pollen
t04	Hazel pollen
t07	White Oak pollen
t09	Olive pollen
g06	Timothy Grass pollen
g12	Rye pollen
w01	Ragweed pollen
w06	Mugwort pollen
w09	Plantain pollen

Inhalation 10-II

k202	CCD ¹
d01	D. pteronyssinus
d02	D. farinae
e02/e05	Dog epithelia
e01	Cat epithelia
e03	Horse epithelia
e84	Hamster epithelia
e82	Rabbit epithelia
m03	Aspergillus fumigatus
m02	Cladosporium herbarum
m01	Penicillium notatum
m06	Alternaria alternata

Inhalation 10-III

k202	CCD ¹
t03	Birch pollen
gx7	6 Grass Mix ²
g12	Rye pollen
w06	Mugwort pollen
d01	D. pteronyssinus
d02	D. farinae
e02/e05	Dog epithelia
e01	Cat epithelia
ex78	Feathers Mix ³
m02/m06	Cladosporium herbarum / Alternaria alternata Mix

Inhalation 20-I

k202	CCD ¹
t03	Birch pollen
t02	Alder pollen
t04	Hazel pollen
t07	White Oak pollen
g06	Timothy Grass pollen
g12	Rye pollen
w06	Mugwort pollen
w09	Plantain pollen
d01	D. pteronyssinus
d02	D. farinae
e02/e05	Dog epithelia
e01	Cat epithelia
e03	Horse epithelia
e06	Guinea Pig epithelia
e84	Hamster epithelia
e82	Rabbit epithelia
m03	Aspergillus fumigatus
m02	Cladosporium herbarum
m01	Penicillium notatum
m06	Alternaria alternata

Inhalation 30-I

t23	Cypress pollen
t04	Hazel pollen
t15	White Ash pollen
t07	White Oak pollen
t09	Olive pollen
t03	Birch pollen
g12	Rye pollen
g14	Cultivated Oat pollen
g08	Kentucky bluegrass pollen
g06	Timothy Grass pollen
g15	Cultivated Wheat pollen
g03	Cocksfoot pollen
g02	Bermuda Grass pollen
w09	Plantain pollen
w10	Goosefoot pollen
w21	Wall pellitory pollen (P. judaica)
w01	Ragweed pollen
w06	Mugwort pollen
e01	Cat epithelia
e02/e05	Dog epithelia
e03	Horse epithelia
m06	Alternaria alternata
m03	Aspergillus fumigatus
m05	Candida albicans
d201	Blotia tropicalis
d01	D. pteronyssinus
d02	D. farinae
k82	Latex
i06	Cockroach (Blatella germanica)
k202	CCD ¹

Food

Food 10-III

k202	CCD ¹
f02	Cow's milk
f01	Egg White
f75	Egg Yolk
f78	Casein (nBos d8)
f14	Soybean
f09	Rice
f93	Cacao (Chocolate)
f49	Apple
f31	Carrot
fx10	Flour Mix ⁴

Food 10-IV

k202	CCD ¹
f13	Peanut
f10	Sesame
f26	Pork meat
f83	Chicken meat
f27	Beef meat
f03	Codfish
fx29	Citrus Mix ⁵
f85	Celery
f95	Peach
f25	Tomato

Food 20-I

k202	CCD ¹
f17	Hazelnut
f13	Peanut
f16	Walnut
f20	Almond
f02	Cow's milk
f01	Egg White
f75	Egg Yolk
f78	Casein (nBos d8)
f35	Potato
f85	Celery
f31	Carrot
f25	Tomato
f03	Codfish
f24	Shrimp
f95	Peach
f49	Apple
f14	Soybean
f04	Wheat flour
f10	Sesame
f05	Rye flour



Food

Food 30-I

f25	Tomato
f96	Avocado
f92	Banana
fx29	Citrus Mix ⁵
f84	Kiwi
f13	Peanut
f17	Hazelnut
f12	Pea
f14	Soybean
f85	Celery
f27	Beef meat
f83	Chicken meat
f26	Pork meat
f207	Clam Shell
f24	Shrimp
f23	Crab
f40	Tuna, Yellowfin
f03	Codfish
f47	Garlic
f48	Onion
f45	Baker's yeast
f10	Sesame
f09	Rice
f08	Corn
f04	Wheat flour
f76	Alpha-Lactalbumin (nBos d4)
f77	Beta-Lactoglobulin (nBos d5)
f78	Casein (nBos d8)
f01	Egg White
k202	CCD ¹

Food 30-II

f02	Cow's milk
f76	Alpha-Lactalbumin (nBos d4)
f77	Beta-Lactoglobulin (nBos d5)
f78	Casein (nBos d8)
f01	Egg White
f75	Egg Yolk
f114	Sunflower seed
f14	Soybean
f17	Hazelnut
f13	Peanut
f12	Pea
f260	Tofu
f25	Tomato
f48	Onion
fx69	Herb Mix I ⁴
f281	Curry
fx4	Fish Mix ⁷
fx76	Seafood Mix III ⁸
f44	Strawberry
f92	Banana
f358	Sour Cherry
f49	Apple
fx29	Citrus Mix ⁵
f84	Kiwi
f259	Grape
f95	Peach
f93	Cacao (Chocolate)
f07	Oat flour
f04	Wheat flour
k202	CCD ¹

Mixed

Paediatric 20-I

k202	CCD ¹
f13	Peanut
f02	Cow's milk
f01	Egg White
f75	Egg Yolk
f35	Potato
f31	Carrot
f03	Codfish
f49	Apple
f14	Soybean
f04	Wheat flour
t03	Birch pollen
g06	Timothy Grass pollen
w06	Mugwort pollen
d01	D. pteronyssinus
d02	D. farinae
e02/e05	Dog epithelia
e01	Cat epithelia
e03	Horse epithelia
m03	Aspergillus fumigatus
m02	Cladosporium herbarum

Paediatric 30-I

gx7	6 Grass Mix ²
t03	Birch pollen
w06	Mugwort pollen
d01	D. pteronyssinus
d02	D. farinae
e01	Cat epithelia
e02	Dog epithelia
e03	Horse epithelia
m02	Cladosporium herbarum
m03	Aspergillus fumigatus
m06	Alternaria alternata
f01	Egg White
f75	Egg Yolk
f02	Cow's milk
f76	Alpha-Lactalbumin (nBos d4)
f77	Beta-Lactoglobulin (nBos d5)
f78	Casein (nBos d8)
e204	BSA ⁹
f03	Codfish
fx10	Flour Mix ⁴
f09	Rice
f14	Soybean
f13	Peanut
f17	Hazelnut
f31	Carrot
f35	Potato
f49	Apple
f93	Cacao (Chocolate)
f83	Chicken meat
k202	CCD ¹

Atopic 20-I

k202	CCD ¹
f02	Cow's milk
f78	Casein (nBos d8)
f76	Alpha-Lactalbumin (nBos d4)
f77	Beta-Lactoglobulin (nBos d5)
e204	BSA ⁹
f01/f75	Egg White / Egg Yolk Mix
f09	Rice
f14	Soybean
f92	Banana
f26	Pork meat
f27	Beef meat
f83	Chicken meat
fx10	Flour Mix ⁴
f45	Baker's yeast
d01/d02	D. pteronyssinus/D. farinae Mix
m02/m06	Cladosporium herbarum / Alternaria alternata Mix
t03/t07	Birch pollen / Oak pollen Mix
t02/t04	Alder pollen / Hazel pollen Mix
gx7	6 Grass Mix ²
tlgE	Total IgE

Atopic 30-I

f02	Cow's milk
f76	Alpha-Lactalbumin (nBos d4)
f77	Beta-Lactoglobulin (nBos d5)
f78	Casein (nBos d8)
f01	Egg White
f75	Egg Yolk
f03	Codfish
f13	Peanut
f93	Cacao (Chocolate)
f14	Soybean
f49	Apple
f31	Carrot
f25	Tomato
fx10	Flour Mix ⁴
f83	Chicken meat
fx29	Citrus Mix ⁵
f09	Rice
gx7	6 Grass Mix ²
g12	Rye pollen
e02/e05	Dog epithelia
e01	Cat epithelia
m02	Cladosporium herbarum
m06	Alternaria alternata
m03	Aspergillus fumigatus
d01	D. pteronyssinus
d02	D. farinae
t04	Hazel pollen
t03	Birch pollen
w06	Mugwort pollen
k202	CCD ¹

Atopic 30-II

f85	Celery
f14	Soybean
f13	Peanut
f12	Pea
f96	Avocado
f26	Pork meat
f04	Wheat flour
f24	Shrimp
f03	Codfish
f84	Kiwi
f02	Cow's milk
f01	Egg White
t03	Birch pollen
t09	Olive pollen
t07	White Oak pollen
t11	London Plane pollen
t23	Cypress pollen
g15	Cultivated Wheat pollen
g06	Timothy Grass pollen
w01	Ragweed pollen
w21	Wall pellitory pollen (P. judaica)
w06	Mugwort pollen
e01	Cat epithelia
e02/e05	Dog epithelia
m03	Aspergillus fumigatus
m06	Alternaria alternata
i06	Cockroach (Blattella germanica)
d01	D. pteronyssinus
d02	D. farinae
k202	CCD ¹

IMF 10-I

k202	CCD ¹
d01/d02	D. pteronyssinus / D. farinae
i01	Bee venom
i03	Wasp venom
i75	Hornet venom
i71	Mosquito
i80	Black fly
ex77	Cage Birds Mix ¹⁰
ex78	Feathers Mix ³
ix267	Cockroach Mix ¹¹
tlgE	Total IgE

Eczema 10-I

k202	CCD ¹
d01	D. pteronyssinus
e01	Cat epithelia
e02/e05	Dog epithelia
k82	Latex
f01	Egg White
f03	Codfish
f14	Soybean
f93	Cacao (Chocolate)
f17	Hazelnut
f13	Peanut



Regional

Korea I-Standard ▬

f14	Soybean
f02	Cow's milk
f01	Egg White
f23	Crab
f24/f440	Shrimp Mix ¹²
f95	Peach
h01	House dust
d01	D. pteronyssinus
d02	D. farinae
ix267	Cockroach Mix ¹¹
e02/e05	Dog epithelia
e01	Cat epithelia
m06	Alternaria alternata
t02/t03	Alder pollen / Birch pollen Mix
t07	White Oak pollen
w01	Ragweed pollen
w06	Mugwort pollen
g06	Timothy Grass pollen
g12	Rye pollen
tlgE	Total IgE

Iraq Inhalation 20-II ▬

k202	CCD ¹
t09	Olive pollen
t214	Date palm pollen
g02	Bermuda Grass pollen
g12	Rye pollen
gx7	6 Grass Mix ²
w06	Mugwort pollen
w09	Plantain pollen
w10	Goosefoot pollen
w11	Russian Thistle pollen
e01/e02/e05	Cat/Dog epithelia Mix
ex77	Cage Birds Mix ¹⁰
ex79	Feathers Mix II ¹³
m01/m03	Penicillium notatum / Aspergillus fumigatus Mix
m02/m06	Cladosporium herbarum/ Alternaria alternata Mix
m05	Candida albicans
d01/d02	D. pteronyssinus / D. farinae Mix
d201	Blomia tropicalis
k82	Latex
ix267	Cockroach Mix ¹¹
tlgE	Total IgE

Korea II-Inhalation ▬

w07	Oxeye Daisy pollen
g09	Redtop pollen
t61	Sycamore pollen
w11	Russian Thistle pollen
t17	Japanese Cedar pollen
t215	Lilac pollen
tx251	Ash Mix ¹⁴
t19	Acacia pollen
t04	Hazel pollen
w14	Pigweed pollen
g04	Meadow Fescue pollen
g02	Bermuda Grass pollen
g03	Cocksfoot pollen
w12	Goldenrod pollen
w08	Dandelion pollen
k82	Latex
m03	Aspergillus fumigatus
m02	Cladosporium herbarum
m01	Penicillium notatum
d72	Tyrophagus putrescentiae

Iraq Food 20-II ▬

k202	CCD ¹
f01/f75	Egg White / Egg Yolk Mix
f02	Cow's milk
fx10	Flour Mix ⁴
f14	Soybean
f25	Tomato
f262	Eggplant
f85	Celery
f09	Rice
f10	Sesame
fx80	Nut Mix I ¹⁵
f95	Peach
f49	Apple
f44	Strawberry
f92/f91	Banana / Mango Mix
fx29	Citrus Mix ⁵
f45	Baker's yeast
f93	Cacao [Chocolate]
f83	Chicken meat
fx75	Meat Mix ¹⁶
fx4	Fish Mix ⁷

Korea III-Food ▬

f11	Buckwheat flour
f13	Peanut
f93	Cacao [Chocolate]
f81	Cheese, Cheddar
f60	Mackerel
f25	Tomato
f35	Potato
f40	Tuna, Yellowfin
f03	Codfish
f41	Salmon, Atlantic
f26	Pork meat
f83	Chicken meat
f27	Beef meat
fx29	Citrus Mix ⁵
f45	Baker's yeast
f04	Wheat flour
f09	Rice
f06	Barley flour
f47	Garlic
f299	Sweet Chestnut

Iraq Atopic 20 ▬

k202	CCD ¹
f02	Cow's milk
f76	Alpha-Lactalbumin (nBos d4)
f77	Beta-Lactoglobulin (nBos d5)
e204	BSA ⁹
f01/f75	Egg White / Egg Yolk Mix
fx75	Meat Mix ¹⁶
fx77	Seafood Mix IV ¹⁸
f93	Cacao [Chocolate]
f14	Soybean
fx80	Nut Mix I ¹⁵
f10	Sesame
d01/d02	D. pteronyssinus / D. farinae Mix
m02/m06	Cladosporium herbarum/ Alternaria alternata Mix
gx7	6 Grass Mix ²
g02	Bermuda Grass pollen
w10	Goosefoot pollen
w11	Russian Thistle pollen
ix267	Cockroach Mix ¹¹
k82	Latex
e01/e02/e05	Cat / Dog epithelia Mix

Additional regional panels are available, please ask for further information.

Gulf Food 30 ▬

f01	Egg White
f75	Egg Yolk
f02	Cow's milk
f93	Cacao [Chocolate]
fx10	Flour Mix ⁴
f14	Soybean
f45	Baker's yeast
fx80	Nut Mix I ¹⁵
f13	Peanut
fx29	Citrus Mix ⁵
f44	Strawberry
f92	Banana
f91	Mango
f25	Tomato
f95	Peach
f259	Grape
f84	Kiwi
f46	Red Pepper
f87	Muskmelon
f49	Apple
f262	Eggplant
f09	Rice
f48	Onion
f47	Garlic
f83	Chicken meat
f88	Lamb meat
f27	Beef meat
f24	Shrimp, Pacific
fx77	Seafood Mix IV ¹⁸
k202	CCD ¹

Mediterran 20-I ▬

k202	CCD ¹
d01	D. pteronyssinus
d02	D. farinae
d71	Lepidoglyphus destructor
d72	Tyrophagus putrescentiae
e01	Cat epithelia
e02/e05	Dog epithelia
e04	Cow epithelia
e85	Chicken feathers
g12	Rye pollen
g13	Velvet Grass pollen
g21	Quack Grass pollen
g202	Maize pollen
gx8	Grass Mix ¹⁹
w01	Ragweed pollen
w06	Mugwort pollen
w21	Wall pellitory pollen [P. judaica]
w204	Sunflower pollen
t14	Cottonwood pollen
t19	Acacia pollen
t23	Cypress pollen

Gulf Inhalation 30 ▬

g06	Timothy Grass pollen
g01	Sweet Vernal Grass pollen
g12	Rye pollen
g14	Cultivated Oat pollen
gx7	6 Grass Mix ²
w06	Mugwort pollen
w10	Goosefoot pollen
w14	Pigweed pollen
w01	Ragweed pollen
t02	Alder pollen
t03	Birch pollen
t214	Date palm pollen
t16	Pine pollen
e01	Cat epithelia
e02/e05	Dog epithelia
e03	Horse epithelia
e04	Cow epithelia
e17	Camel epithelia
e81	Sheep epithelia
m01	Penicillium notatum
m02	Cladosporium herbarum
m03	Aspergillus fumigatus
m06	Alternaria alternata
m05	Candida albicans
h01	House dust
d01/d02	D. pteronyssinus/ D. farinae Mix
ix267	Cockroach Mix ¹¹
ex77	Cage Birds Mix ¹⁰
ex79	Feathers Mix II ¹³
k202	CCD ¹

Mediterran 20-II ▬

k202	CCD ¹
t02	Alder pollen
t03	Birch pollen
t04	Hazel pollen
t05	Beech pollen
t07	White Oak pollen
t09	Olive pollen
t12	Willow pollen
t16	Pine pollen
m01	Penicillium notatum
m02	Cladosporium herbarum
m03	Aspergillus fumigatus
m06	Alternaria alternata
m11	Rhizopus nigricans
gx8	Grass Mix ¹⁹
h01	House dust
i01	Bee venom
i03	Wasp venom
e81	Sheep epithelia
w06	Mugwort pollen
w07	Oxeye Daisy pollen

Hungary Food 20 ▬

k202	CCD ¹
f17	Hazelnut
f13	Peanut
f20	Almond
f02	Cow's milk
f01	Egg White
f75	Egg Yolk
f78	Casein (nBos d8)
f85	Celery
f31	Carrot
f25	Tomato
f225	Pumpkin
f03	Codfish
f95	Peach
f49	Apple
f92	Banana
fx29	Citrus Mix ⁵
f14	Soybean
f04	Wheat flour
f10	Sesame
f05	Rye flour

Hungary Paediatric 20 ▬

k202	CCD ¹
f13	Peanut
f02	Cow's milk
f01	Egg White
f75	Egg Yolk
f35	Potato
f31	Carrot
f03	Codfish
f49	Apple
f14	Soybean
f04	Wheat flour
t03	Birch pollen
g06	Timothy Grass pollen
w06	Mugwort pollen
d01	D. pteronyssinus
d02	D. farinae
e02/e05	Dog epithelia
e01	Cat epithelia
w01/w03	Ragweed/Giant Ragweed pollen
m03	Aspergillus fumigatus
m02	Cladosporium herbarum



Regional

Hungary Inhalation 20

k202	CCD ¹
t03	Birch pollen
t02	Alder pollen
t04	Hazel pollen
t14	Cottonwood pollen
g02	Bermuda Grass pollen
gx7	6 Grass Mix ²
g12	Rye pollen
w06	Mugwort pollen
w09	Plantain pollen
w21	Wall pellitory pollen (P. judaica)
w12	Goldenrod pollen
w01/w03	Ragweed/Giant Ragweed pollen
d01	D. pteronyssinus
d02	D. farinae
ex78	Feathers Mix ³
e02/e05	Dog epithelia
e01	Cat epithelia
m03	Aspergillus fumigatus
m02	Cladosporium herbarum
m06	Alternaria alternata

Paediatric India 30

g02	Bermuda Grass pollen
t03	Birch pollen
w06	Mugwort pollen
d01	D. pteronyssinus
d02	D. farinae
e01	Cat epithelia
e02/e05	Dog epithelia
f92	Banana
m02	Cladosporium herbarum
m03	Aspergillus fumigatus
m06	Alternaria alternata
f01	Egg White
f75	Egg Yolk
f02	Cow's milk
f76	Alpha-Lactalbumin (nBos d4)
f77	Beta-Lactoglobulin (nBos d5)
f78	Casein (nBos d8)
e204	BSA ⁹
f40	Tuna, Yellowfin
f79	Gluten
f09	Rice
f14	Soybean
f13	Peanut
f17	Hazelnut
f31	Carrot
f35	Potato
f49	Apple
f93	Cacao [Chocolate]
f83	Chicken
k202	CCD ¹

Atopic India 30

h01	House dust
d01/d02	D. pteronyssinus / D. farinae
d201	Blomia tropicalis
i71	Mosquito
i06	Cockroach (Blatella germanica)
e02/e05	Dog epithelia
e01	Cat epithelia
g02	Bermuda Grass pollen
m02/m06	Cladosporium herbarum / Alternaria alternata
m01/m03	Penicillium notatum / Aspergillus fumigatus
f24	Shrimp
f40	Tuna, Yellowfin
f23	Crab
f01/f75	Egg White / Egg Yolk Mix
f02	Cow's milk
f04	Wheat flour
f45	Baker's yeast
f79	Gluten
f225	Pumpkin
f44	Strawberry
f25	Tomato
f35	Potato
f13	Peanut
f92	Banana
f36	Coconut
f14	Soybean
f93	Cacao [Chocolate]
f83	Chicken
f27	Beef
k202	CCD ¹

Vietnam Food 20

k202	CCD ¹
f02	Cow's milk
f76	Alpha-Lactalbumin (nBos d4)
f77	Beta-Lactoglobulin (nBos d5)
f78	Casein (nBos d8)
f01	Egg White
f75	Egg Yolk
f14	Soybean
f13	Peanut
f83	Chicken meat
f26	Pork meat
f27	Beef meat
f24/f440	Shrimp Mix ¹²
f23	Crab
f04	Wheat flour
f40	Tuna, Yellowfin
f41	Salmon, Atlantic
fx29	Citrus Mix ⁵
f47	Garlic
f48	Onion
tlgE	Total IgE

Vietnam Standard 30

d01	D. pteronyssinus
d02	D. farinae
d201	Blomia tropicalis
h01	House dust
e02/e05	Dog epithelia
e01	Cat epithelia
m02	Cladosporium herbarum
m06	Alternaria alternata
m03	Aspergillus fumigatus
m05	Candida albicans
i71	Mosquito
i80	Black fly
i06	Cockroach (Blatella germanica)
k82	Latex
f02	Cow's milk
f76	Alpha-Lactalbumin (nBos d4)
f77	Beta-Lactoglobulin (nBos d5)
f78	Casein (nBos d8)
f01	Egg White
f75	Egg Yolk
f14	Soybean
f13	Peanut
f83	Chicken meat
f26	Pork meat
f27	Beef meat
f24/f440	Shrimp Mix ¹²
f23	Crab
f04	Wheat flour
k202	CCD ¹
tlgE	Total IgE

Venezuela Food 20

k202	CCD ¹
fx80	Nut Mix ¹⁵
f08	Corn
f09	Rice
f04	Wheat flour
f79	Gluten
f02	Cow's milk
f76	Alpha-Lactalbumin (nBos d4)
f77	Beta-Lactoglobulin (nBos d5)
f78	Casein (nBos d8)
f07	Oat flour
f14	Soybean
f26	Pork meat
f83	Chicken meat
f01	Egg White
f75	Egg Yolk
fx29	Citrus Mix ⁵
f440	Shrimp, Atlantic
f40	Tuna, Yellowfin
f23	Crab
f93	Cacao [Chocolate]

Venezuela Inhalation 20

k202	CCD ¹
d201	Blomia tropicalis
d01	D. pteronyssinus
d02	D. farinae
e02/e05	Dog epithelia
e01	Cat epithelia
ex10	Rodent epithelia Mix ²¹
e213	Parrot feathers
ex78	Feathers Mix ³
m03	Aspergillus fumigatus
m02	Cladosporium herbarum
m01	Penicillium notatum
gx8	Grass Mix ¹⁹
w01	Ragweed pollen
w06	Mugwort pollen
t03	Birch pollen
t19	Acacia pollen
t07	White Oak pollen
i71	Mosquito
ix267	Cockroach Mix ¹¹
k82	Latex

Additional regional panels are available, please ask for further information.

Special

Insects/CCD plus

k202	CCD ¹
i01	Bee venom
i03	Wasp venom
i209	rVes v5
i75	Hornet venom
i71	Mosquito
i80	Black fly

Insect Venoms Components

k202	CCD ¹
i 01	Bee venom
i 208	rApi m 1
i217	rApi m10
i 03	Wasp venom
i211	rVes v1
i209	rVes v5
i75	Hornet venom

Milk plus Gluten 6

f02	Cow's milk
f76	Alpha-Lactalbumin (nBos d4)
f77	Beta-Lactoglobulin (nBos d5)
f78	Casein (nBos d8)
e204	BSA ⁹
f79	Gluten

RecPollen-IT 10-I

k202	CCD ¹
g06	Timothy Grass pollen
g205	rPhl p1
g215	rPhl p5
g210	rPhl p7
g212	rPhl p12
t03	Birch pollen
tr215	rBet v 1
t216	rBet v 2
w06	Mugwort pollen
w231	rArt v1

Egg Components

f01	Egg White
f75	Egg Yolk
f232	Ovalbumin (nGal d2)
f233	Ovomucoid (nGal d1)
f323	Conalbumin (nGal d3)
k208	Lysozyme (nGal d4)

RecPeanut-IT plus

k202	CCD ¹
f13	Peanut
f422	rAra h1
f423	rAra h2
f424	rAra h3
f447	rAra h6
f352	rAra h8
f427	rAra h9

RecMites-IT

k202	CCD ¹
d01	D. pteronyssinus
d02	D. farinae
d202	rDer p1
d203	rDer p2
d205	rDer p10
d209	rDer p23

Fungal Components

k202	CCD ¹
m03	Aspergillus fumigatus
m218	rAsp f1
m220	rAsp f3
m221	rAsp f4
m222	rAsp f6
m06	Alternaria alternata
m229	rAlt a1
m02	Cladosporium herbarum
m01	Penicillium notatum

AI-STD 

01	Ro/SS-A 60
02	La/SS-B
03	Scl-70
04	PM/Scl 100
05	Sm
06	PCNA
07	dsDNA
08	Rib. Phosphopr. Po
09	CENP-B
10	AMA M2
11	PR3
12	MPO
13	TPO
14	Thyroglobulin (TG)

Rheuma 

01	Ro/SS-A 52
02	Jo-1
03	Sm
04	CENP-B
05	La/SS-B
06	Histone
07	PM/Scl 100
08	Rib. Phosphopr. Po
09	dsDNA
10	Scl-70
11	U1-snRNP
12	Ro/SS-A 60
13	Mi-2
14	Ku

Liver/Kidney 

01	AMA M2
02	SP 100
03	gp 210
04	LKM 1
05	LC 1
06	CENP-B
07	GBM
08	PR3
09	MPO
10	SLA/LP

AI-STD-X 

01	Ro/SS-A 52
02	La/SS-B
03	CENP-B
04	Scl-70
05	dsDNA
06	Jo-1
07	MPO
08	PR3
09	AMA M2
10	LC 1
11	LKM1
12	PM/Scl-100
13	SRP 54
14	SP 100
15	gp 210
16	Ku
17	Sm
18	U1-snRNP

Celiac IgG 

01	deam. Gliadin IgG
02	tTG IgG
03	Intrinsic Factor

Celiac IgA +total 

01	deam. Gliadin IgA
02	tTG IgA
03	total IgA

Myositis 

01	Mi-2
02	PM/Scl 100
03	Jo-1
04	SRP 54
05	PL-7
06	PL-12
07	Ku

POLYCHECK® ALLERGY DIAGNOSTICS



The benefits of our veterinary panels:

- > Determination of species-specific IgE by use of monoclonal antibodies
- > Minimal amount of serum needed (only 200 µl for up to 31 allergens)
- > Panels with species-related allergens
- > Support for source and protocol of hyposensitization available
- > CCD-Blocker available

Canis CCD 

01	D. farinae
02	D. pteronyssinus
03	Malassezia
04	Lepidoglyphus destructor
05	Asp. fumigatus/Pen. notatum/Alt. tenuis/Clad. herbarum
06	Ragweed (Ambrosia) pollen
07	Birch / Alder / Hazel pollen
08	Plantane / Willow / Poplar pollen
09	Wall Pellitory pollen
10	Rye pollen
11	6 Grass Mix ²
12	Stinging Nettle pollen
13	Lambs Quarter pollen
14	English Plantain pollen
15	Mugwort pollen
16	Sorrel pollen
17	Acarus siro
18	Tyrophagus
19	Flea (Ctenoceph.)
20	CCD ¹

Felis CCD 

01	D. farinae
02	D. pteronyssinus
03	Malassezia
04	Lepidoglyphus destructor
05	Asp. fumigatus/Pen. notatum/Alt. tenuis/Clad. herbarum
06	Ragweed (Ambrosia) pollen
07	Birch / Alder / Hazel pollen
08	Plantane / Willow / Poplar pollen
09	Wall Pellitory pollen
10	Rye pollen
11	6 Grass Mix ²
12	Stinging Nettle pollen
13	Lambs Quarter pollen
14	English Plantain pollen
15	Mugwort pollen
16	Sorrel pollen
17	Acarus siro
18	Tyrophagus
19	Flea (Ctenoceph.)
20	CCD ¹

Equus 20 

01	D. farinae
02	D. pteronyssinus
03	Lepidoglyphus
04	Aspergillus / Penicillium
05	Thermoact. / Micropolyspora
06	Ragweed (Ambrosia) pollen
07	Birch / Alder / Hazel pollen
08	Plantane / Willow / Poplar pollen
09	Rye pollen
12	6 Grass Mix ²
11	Plantain pollen
12	Mugwort pollen
13	Rape pollen
14	Horse Fly (Tabanus)
15	Biting Midges (Culicoides nub.)
16	Mosquito
17	Black Fly (Simulium eq.)
18	Stable Fly (Stomoxys cal.)
19	Acarus siro
20	Tyrophagus



Any questions about
veterinary panels?

+49 | 251 | 28 09 634
veterinary@polychek.de



Allergy Kits	Colour	ID	12-Kit No.	24-Kit No.	A-Kit No.	Semi-A. No.
Inhalation						
Inhalation 10-I		14	-	05012102	05012112	05012512
Inhalation 10-II		18	-	05012202	05012212	05012513
Inhalation 10-III		24	-	05012105	05012115	05012505
Inhalation 20-I		06	-	05012002	05012022	05012522
Inhalation 30-I		36	-	05012092	05012093	05012593
Food						
Food 10-III		22	-	05012103	05012106	05012506
Food 10-IV		23	-	05012104	05012107	05012507
Food 20-I		10	-	05012001	05012021	05012521
Food 30-I		37	-	05012096	05012097	05012597
Food 30-II		78	-	05012122	05012123	05012552
Mixed						
Paediatric 20-I		13	-	05012003	05012023	05012523
Paediatric 30-I		85	-	05012126	05012127	05012527
Atopic 20-I		19	-	05012019	05012024	05012524
Atopic 30-I		49	-	05012085	05012095	05012595
Atopic 30-II		35	-	05012090	05012091	05012591
IMF 10-I		39	05012610	05012611	05012612	05012613
Eczema 10-I		26	05012600	05012601	05012602	05012603
Regional						
Korea I-Standard		15	-	05012005	05012015	05012515
Korea II-Inhalation		16	-	05012006	05012016	05012516
Korea III-Food		17	-	05012007	05012017	05012517
Iraq Inhalation 20-II		54	-	05012160	05012161	05012162
Iraq Food 20-II		55	-	05012156	05012157	05012158
Iraq Atopic 20		56	-	05012149	05012150	05012151
Gulf Inhalation 30		03	-	05012139	05012138	05012538
Gulf Food 30		57	-	05012137	05012136	05012536
Mediterran 20-I		20	-	05012033	05012433	05012533
Mediterran 20-II		21	-	05012034	05012434	05012534
Hungary Food 20		01	-	05012098	05012113	05012598
Hungary Inhalation 20		04	-	05012099	05012114	05012599
Hungary Paediatric 20		05	-	05012108	05012148	05012548
Vietnam Food 20		97	-	05012702	05012703	05012502
Vietnam Standard 30		96	-	05012700	05012701	05012500
Atopic India 30		59	-	05012400	05012430	05012450
Paediatric India 30		67	-	05012300	05012330	05012350
Venezuela Food 20		84	-	05012800	05012810	05012820
Venezuela Inhalation 20		69	-	05012801	05012811	05012821
Special						
Insects/CCD plus		25	05012342	-	05012442	05012542
Insect Venoms Components NEW		32	05012630	05012631	05012632	05012633
Milk plus Gluten 6		52	05012318	-	05012307	05012518
RecPollen-IT 10-I IMPROVED		29	05012640	05012641	05012642	05012643
Fungal Components NEW		45	05012620	05012621	05012622	05012623
Egg Components		80	05012323	-	05012324	05012553
RecPeanut-IT plus		27	05012325	-	05012326	05012556
RecMites-IT		28	05012327	-	05012328	05012528
Dual Kit* [Inhalation 20-I, Food 20-I]		06+10	-	05012402	05012403	05012504
Dual Kit 30* [Inhalation 30-I, Food 30-I]		36+37	-	05012432	05012443	05012444

* Dual Kit: 12 tests per test type

// Additional panels available; please contact us for more information and order details

Autoimmune Kits	Colour	ID	12-Kit No.	24-Kit No.	A-Kit No.	Semi-A. No.
AI-STD		40	05012050	05012040	05012060	05012560
AI-STD-X		44	05012054	05012044	05012064	05012564
Rheuma		53	05012056	05012046	05012066	05012566
Liver/Kidney		42	05012052	05012042	05012062	05012562
Myositis		41	05012051	05012041	05012061	05012561
Celiac IgG		43	05012053	05012043	05012063	05012563
Celiac IgA +total		74	05012057	05012047	05012067	05012567
Celiac Dual Kit*		74+43	-	05012247	05012267	05012568

* Celiac Dual Kit: 12 tests Celiac IgA +total and 12 tests Celiac IgG

Veterinary Kits	Colour	ID	12-Kit No.	24-Kit No.	A-Kit No.	Semi-A. No.
Canis CCD		64	05011018	05011017	-	-
Felis CCD		65	05011020	05011019	-	-
Equus 20		63	05011024	05011022	-	-

Packaging Units**12-Kit:** 1 microtiter plate with 12 tests each**24-Kit:** 2 microtiter plates with 12 tests each**A-Kit:** for testing with the automat**Semi-A.-Kit:** for testing with the semi-automat**Additionally available:** CCD-Blocker (05012232)


Using a CCD blocking solution is useful to distinguish between IgE antibodies which are directed against cross-reactive carbohydrate determinants (CCD) and IgE antibodies against peptides from the respective allergens and thus is advisable for further differentiation.

Allergen Mix Explanation

- 1 CCD**
Cross-reactive Carbohydrate Determinants
- 2 Grass Mix – gx7**
g03 / g04 / g05 / g06 / g08 / g13 – Pollen of Cocksfoot, Meadow Fescue, Rye Grass, Timothy Grass, Kentucky bluegrass, Velvet Grass
- 3 Feathers Mix – ex78**
e70 / e85 / e86 / e89 – Feathers of Goose, Chicken, Duck, Turkey
- 4 Flour Mix – fx10**
f04 / f05 / f06 / f07 – Wheat, Rye, Barley & Oat (flours that contain Gluten)
- 5 Citrus Mix – fx29**
f208 / f306 / f33 / f302 – Lemon, Lime, Orange, Mandarin
- 6 Herb Mix I – fx69**
f86 / f277 / f276 – Parsley, Dill, Fennel
- 7 Fish Mix – fx4**
f03 / f40 / f41 – Codfish, Tuna / Yellowfin, Salmon (Atlantic)
- 8 Seafood Mix III – fx76**
f23 / f24 / f37 – Crab, Shrimp (Pacific), Blue Mussel
- 9 BSA – e204**
Bovine Serum Albumin
- 10 Cage Birds Mix – ex77**
e201 / e213 / e504 / e78 / e110 – Feathers of Canary, Parrot, Zebra Finch, Budgerigar, Ring-necked Parakeet
- 11 Cockroach Mix – ix267**
i06 / i206 / i207 – Blatella germanica, Periplaneta americana, Blatta orientalis
- 12 Shrimp Mix**
f24 / f440 – Pacific & Atlantic Shrimps
- 13 Feathers Mix II – ex79**
e70 / e85 / e86 – Feathers of Goose, Chicken, Duck
- 14 Ash Mix – tx251**
t25 / t15 / t301 / t302 – Pollen of European, White, Oregon & Black Ash
- 15 Nut Mix I – fx80**
f13 / f17 / f20 – Peanut, Hazelnut, Almond
- 16 Meat Mix – fx75**
f26 / f27 / f88 – Meat of Pork, Beef, Lamb
- 17 Grass Mix II – gx9**
g02 / g17 / w301 – Pollen of Bermuda Grass, Bahia Grass, Ricinus communis
- 18 Seafood Mix IV – fx77**
f03 / f23 / f24 / f37 / f40 / f41 – Codfish, Crab, Shrimp (Pacific), Blue Mussel, Tuna / Yellowfin, Salmon (Atlantic)
- 19 Grass Mix – gx8**
g02 / g05 / g06 – Pollen of Bermuda Grass, Rye Grass, Timothy Grass
- 20 Mould Mix – mx1**
m01 / m03 / m228 – Penicillium notatum, Aspergillus fumigatus, Aspergillus flavus
- 21 Rodent epithelia Mix – ex10**
e71 / e82 / e84 – Epithelia of Mouse, Rabbit, Hamster



Multiparameter Technology for Human and Veterinary Diagnostics



www.polycheck.de

Polycheck® – Diagnostics made in Germany

+49 251 21 50 869 / office@polycheck.de

www.polycheck.de/Version 220927

Polycheck® is a Brand of Biocheck GmbH

Vorbergweg 41 / 48159 Münster / Germany

Biocheck GmbH is certified to EN ISO 13485:2016

